

# Elliott Wave STOCK MARKET

TECHNICAL ANALYSIS by LARA IRIARTE CMT

## Technical Analysis of Stocks - Health Care Sector

April 2, 2020

### Introduction

In this report I analyse companies that are working on treatments or vaccines that target the infection caused by the Covid-19 virus.

I started with the list of companies from MarketWatch article: [These 19 companies are working on coronavirus treatments or vaccines — here's where things stand](#). All 19 companies were analysed to identify potential investment opportunities, but only the companies which show potential are identified in this report.

This analysis is only an introduction. It is simply my technical analysis of price charts of several pharmaceutical companies. Members are advised to supplement this analysis with their own before making any investment decisions.

Disclaimer: This analysis is not to be taken as investment advice.

### Limitations

This analysis focusses only on identifying potential opportunities. Apart from where trend lines for support or gaps for support are identified, this analysis has not provided any exit strategies. Remember, exit strategies are equally as important as entry strategies.

Sincerely,  
Lara Iriarte CMT



# Elliott Wave STOCK MARKET

TECHNICAL ANALYSIS by LARA IRIARTE CMT

## BNTX - BioNTechSE - Nasdaq



Chart courtesy of StockCharts.com.



# Elliott Wave STOCK MARKET

TECHNICAL ANALYSIS by LARA IRIARTE CMT

## GILD - Gilead Sciences, Inc. - Nasdaq

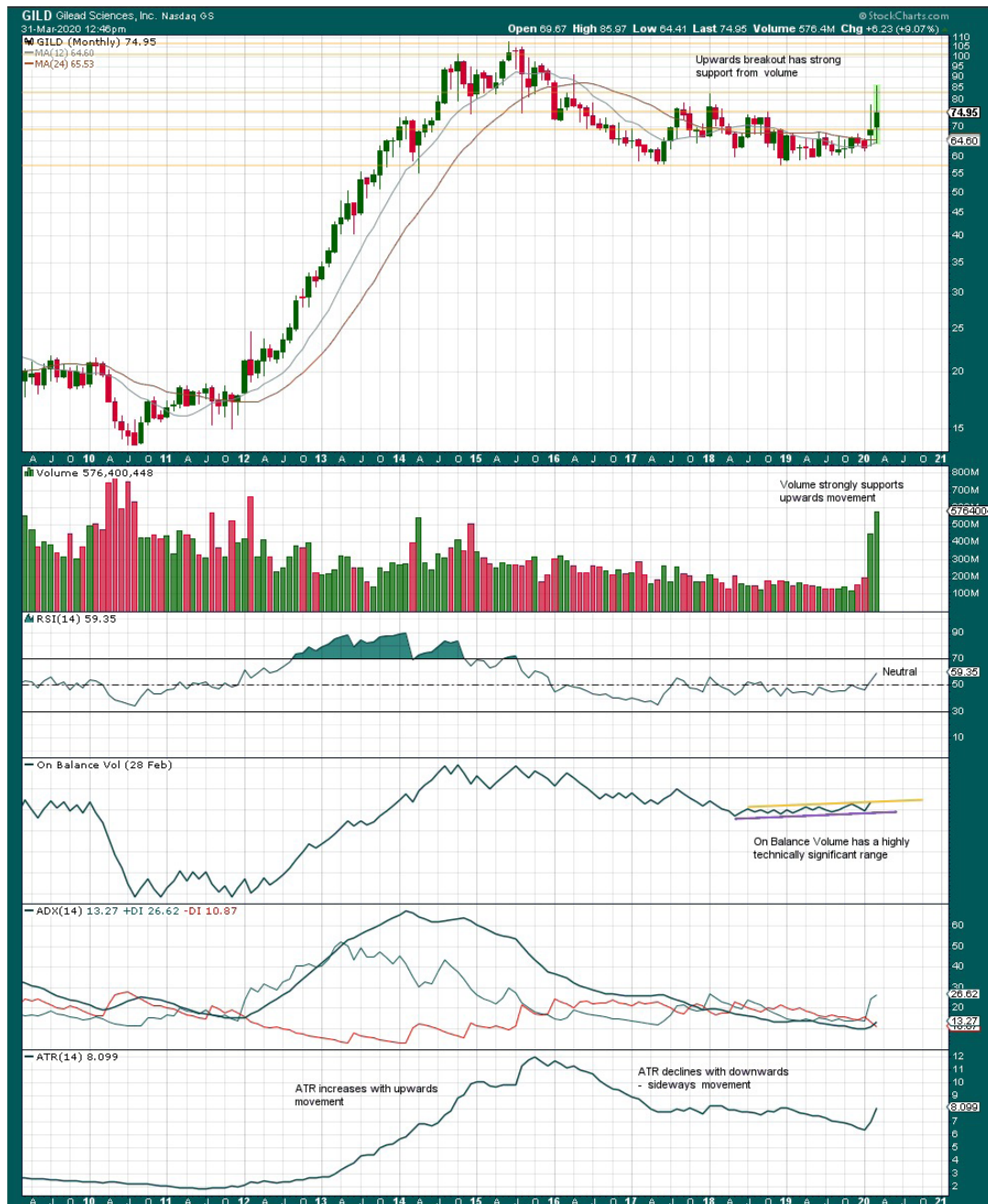


Chart courtesy of StockCharts.com.



# Elliott Wave STOCK MARKET


TECHNICAL ANALYSIS by LARA IRIARTE CMT

## HTBX - Heat Biologics, Inc. - Nasdaq



Chart courtesy of StockCharts.com.





# Elliott Wave STOCK MARKET

TECHNICAL ANALYSIS by LARA IRIARTE CMT

## CYDY - Cytodyn Inc. - OTC



Chart courtesy of StockCharts.com.

Look now for price to curve down and test support. If it remains above 1.39, then the probability would be highest that it should move up and away.



# Elliott Wave STOCK MARKET

TECHNICAL ANALYSIS by LARA IRIARTE CMT

## MRNA - Moderna Inc. - Nasdaq



Chart courtesy of StockCharts.com.

While price remains above the support line, assume the trend remains upwards.



# Elliott Wave STOCK MARKET

TECHNICAL ANALYSIS by LARA IRIARTE CMT


## REGN - Regeneron Pharmaceuticals, Inc. - Nasdaq



Chart courtesy of StockCharts.com.

While price remains above the blue support line, assume the upwards trend remains. Resistance above is strong at 543 then at 606.





# Elliott Wave STOCK MARKET

TECHNICAL ANALYSIS by LARA IRIARTE CMT


## VXRT - Vaxart, Inc. - Nasdaq



Chart courtesy of StockCharts.com.

A long term downwards trend may have ended recently with an upwards breakout.

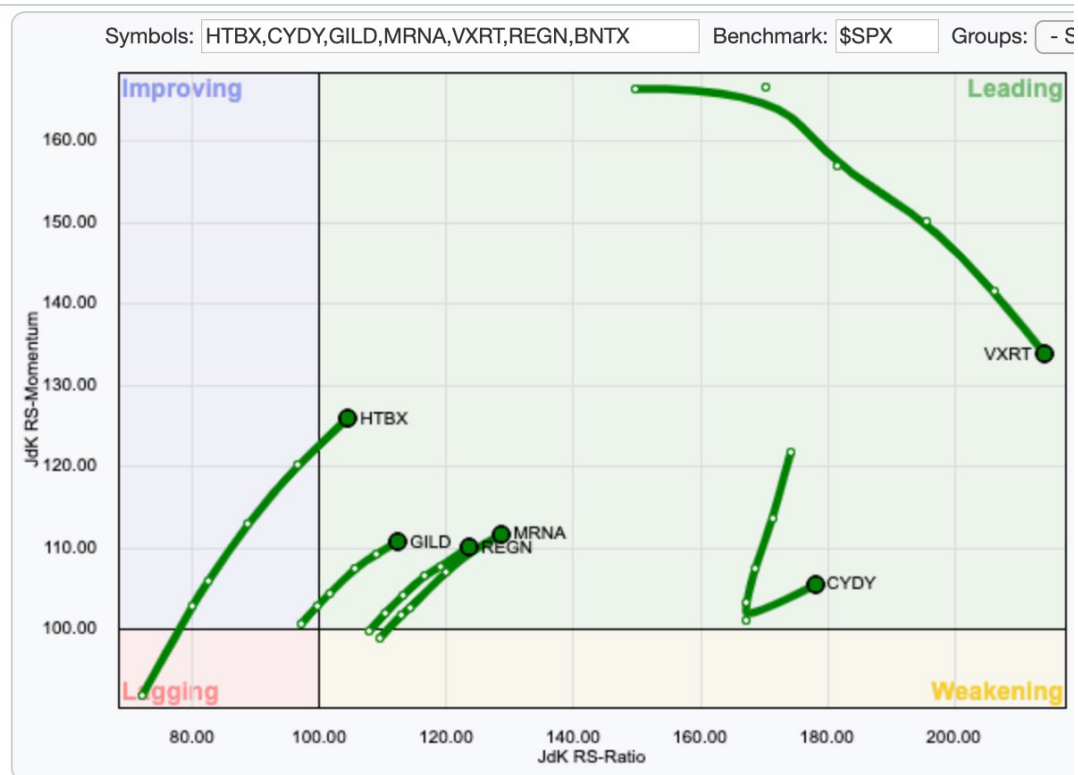




# Elliott Wave STOCK MARKET

TECHNICAL ANALYSIS by LARA IRIARTE CMT

## Relative Rotation Analysis



VXRT is concerning due to heading in the wrong direction.

CYDY is also of some concern.

HTBX, GILD, REGN and MRNA have positive slopes, but they are already in the leading quadrant.